

[← Back](#)  
[\(Edit Post\)](#)

# Editing PHP HTML templates

Categories: [PHP](#), [ASP](#), [ERB](#)

PHP HTML templates are .php files that contain valid HTML layouts with dynamic PHP parts. Starting from Pinegrow 2.4 you can visually edit them in Pinegrow Web Editor.

PHP editing mode (in **BETA** at the moment) is designed for editing **HTML code with PHP tags**, not for general PHP code editing.

PHP editing mode **only displays PHP code blocks**, it doesn't execute the PHP code.  
For best results the **HTML layout should be valid**, with all tags properly closed.

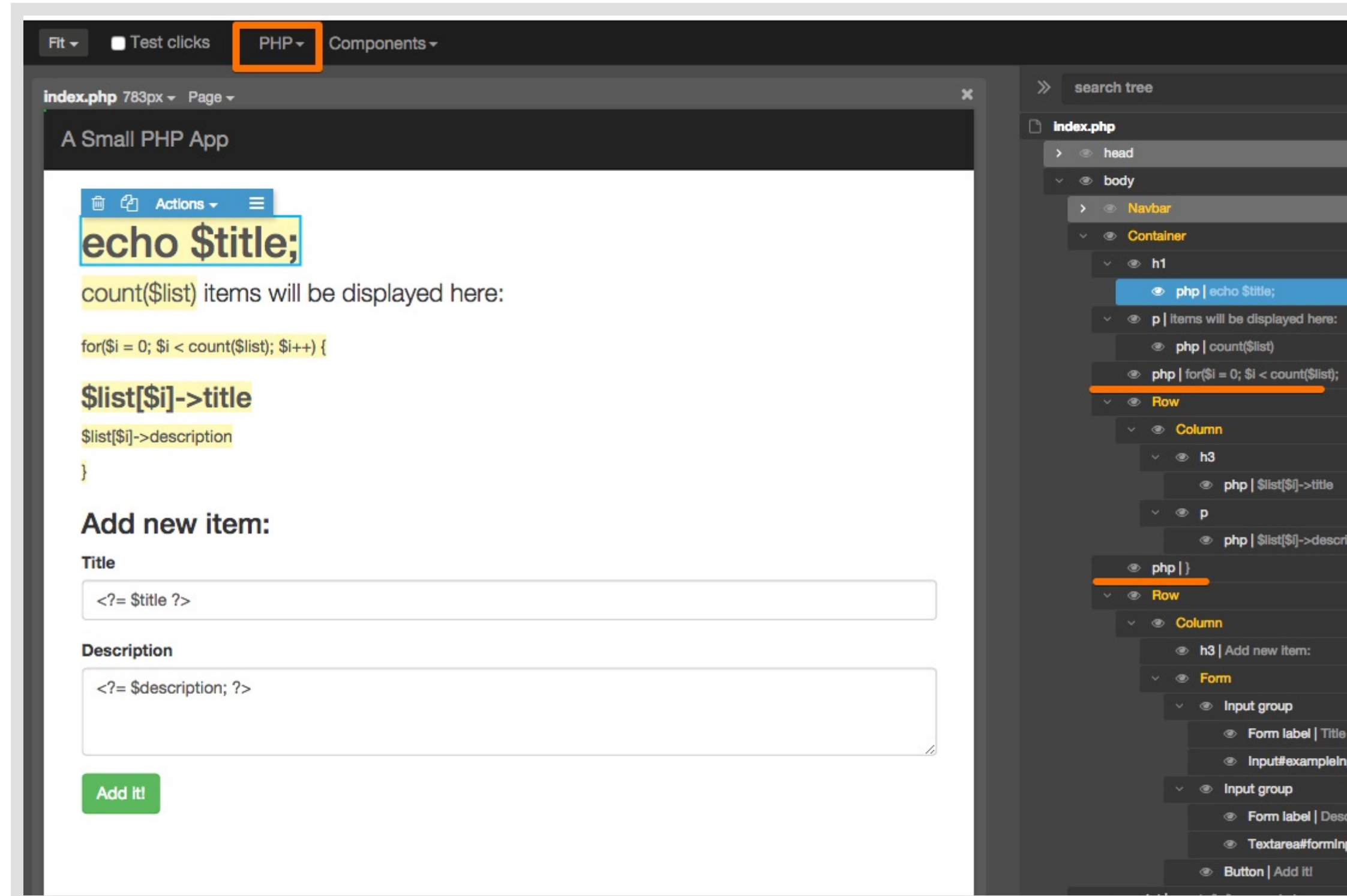
For example, this is OK:

```
<div class="col <?php echo $active;?>">
  <p><?php echo $title;?></p>
</div>
```

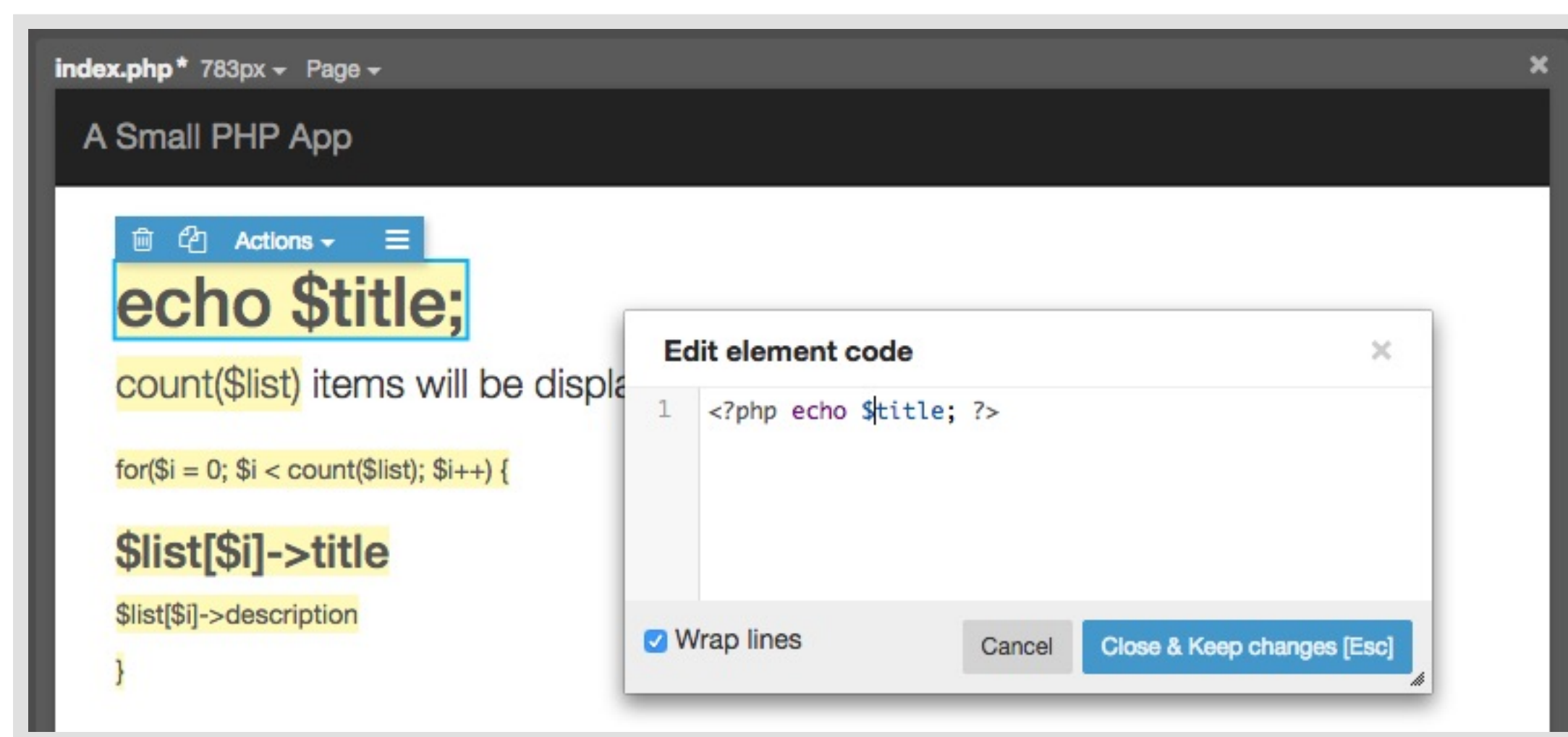
..but code like this will NOT display nicely in Pinegrow and editing & saving it might lead to unintended results:

```
<?php if($active) {?>
  <div class="col active">
<?php } else { ?>
  <div class="col">
<?php } ?>
  . . .
</div>
```

Pinegrow activates PHP editing mode on files with extension .php, .php5 and .ctp. A PHP menu appears on the top toolbar and PHP code is colored yellow and displayed on the page. PHP tags are also shown in the tree:



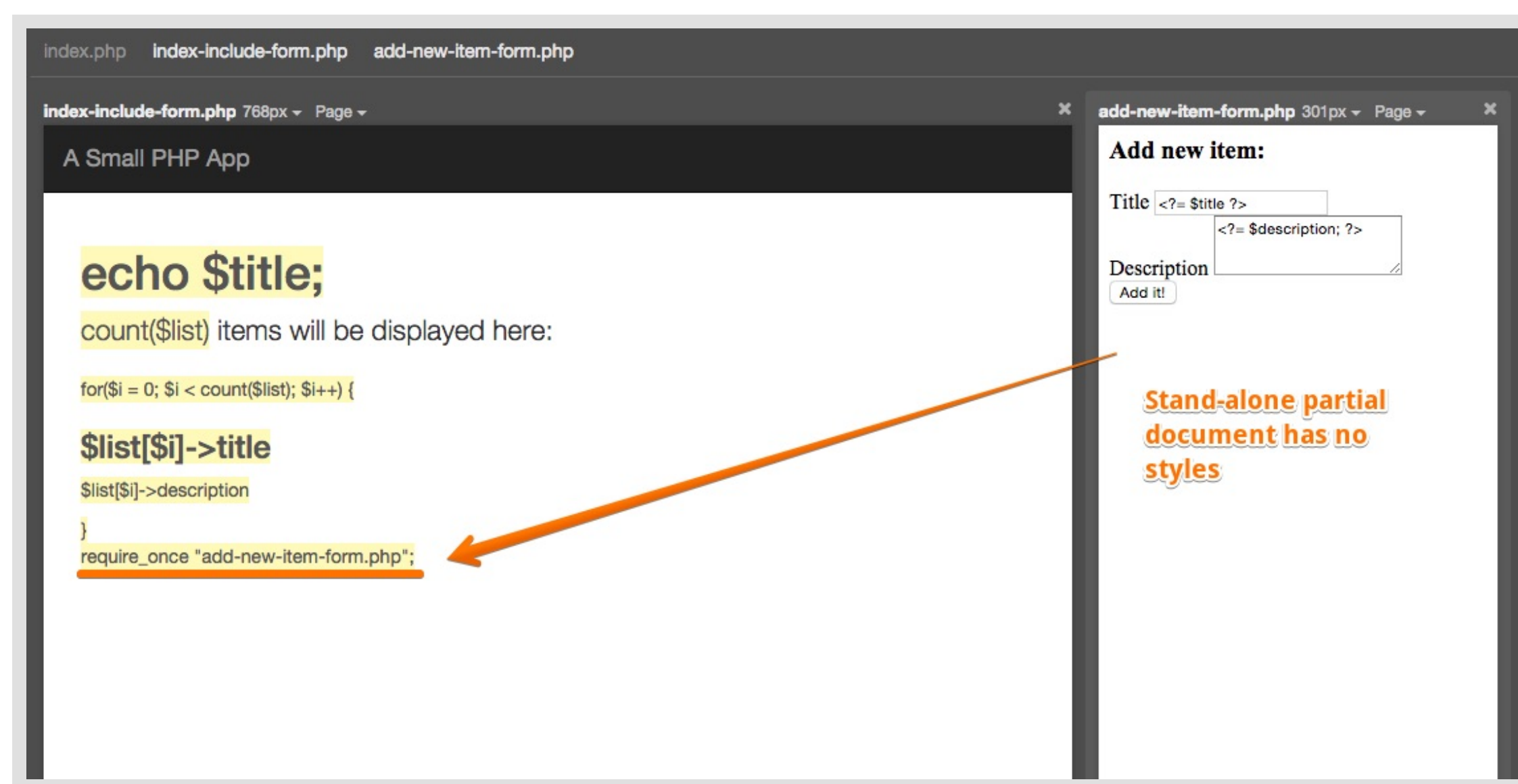
Double-clicking on any element that contains PHP code will open Element edit code window:



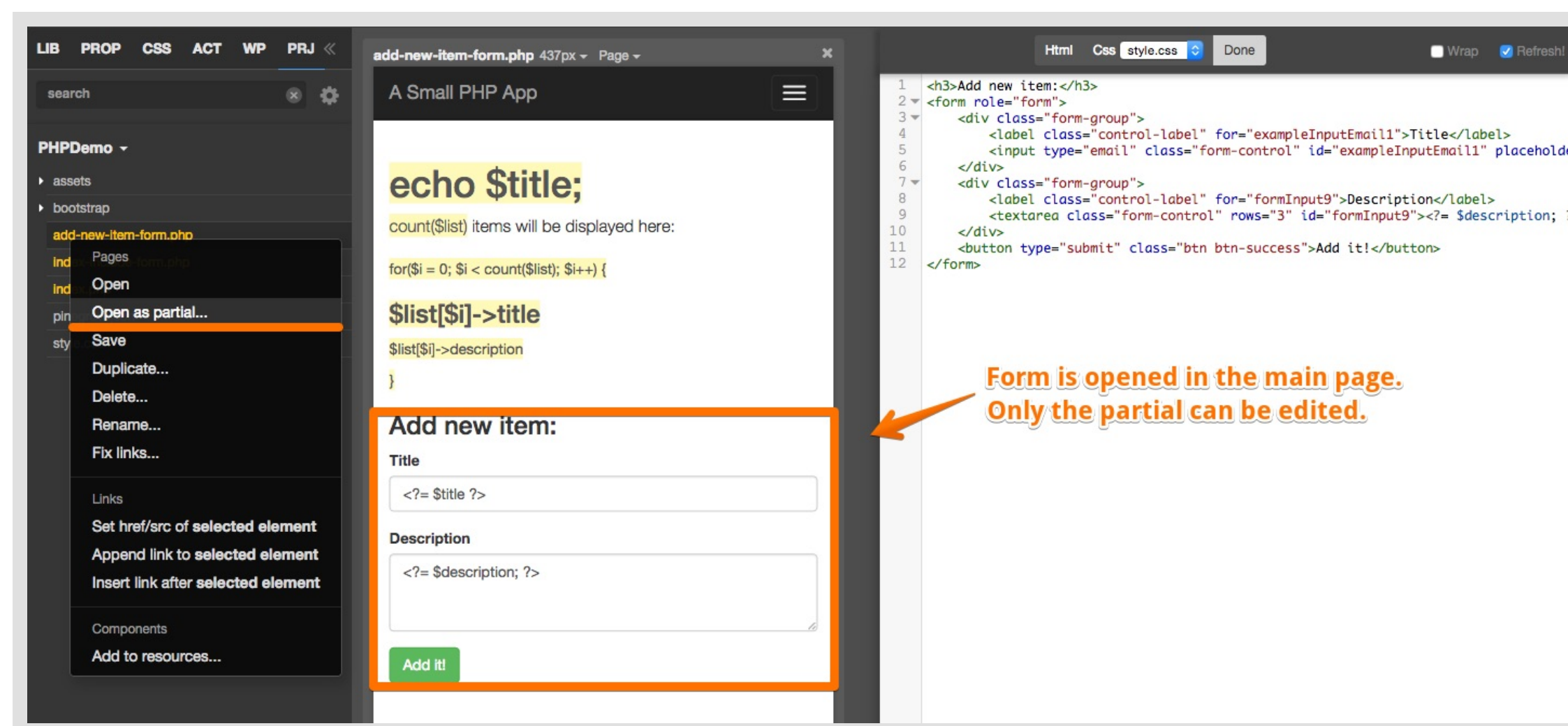
Inline editing is disabled for all elements that contain PHP code. Use Element edit code instead.

Partials (PHP documents that render only a part of a complete page) can also be edited, either as stand-alone documents or as [partials rendered in a container page](#).

When edited as stand-alone files, partials have no styles and other resources that defined on the main page:



When using **right-click -> Open as partial** in Project explorer the partial is opened in a container page, so that it uses styling and other resources of the selected container page:



Last updated on February 1, 2017 at 10:31 am

[Print this article](#)

Find this document useful ? Share it !



Search ...

## Helpdesk

- [What Pinegrow is and isn't](#)
- [Support Forum](#)
- [#Slack Community](#)
- [Blog](#)
- [Release notes](#)
- [Download older versions](#)
- [Contact Us](#)

[Back to Top](#)

## Courses

- [Bootstrap Blocks](#)
- [Bootstrap Blocks for WordPress](#)

## Helpdesk

- [What Pinegrow is and isn't](#)
- [Support Forum](#)
- [#Slack Community](#)
- [Blog](#)
- [Release notes](#)
- [Download older versions](#)
- [Contact Us](#)

## Editing

- [Layout](#)
- [Elements](#)
- [Text](#)
- [Code](#)
- [Javascript](#)
- [Editing with Atom Editor](#)
- [Tips & Tricks](#)
- [More](#)

## Blocks

- [Bootstrap Blocks](#)
- [Bootstrap Blocks for WP](#)